



Chapter 20: Database System Architectures

Database System Concepts, 7th Ed.

©Silberschatz, Korth and Sudarshan

See www.db-book.com for conditions on re-use



Chapter 21: Database System Architectures

- Centralized Database Systems
- Server System Architectures
- Parallel Systems
- Distributed Systems
- Network Types



Centralized Database Systems

- Run on a single computer system
- **Single-user system**
 - Embedded databases
- **Multi-user systems** also known as **server systems**.
 - Service requests received from client systems
 - Multi-core systems with **coarse-grained parallelism**
 - Typically a few to tens of processor cores
 - In contrast, fine-grained parallelism uses very large number of computers



Server System Architecture

- Server systems can be broadly categorized into two kinds:
 - **transaction servers**
 - Widely used in relational database systems, and
 - **data servers**
 - Parallel data servers used to implement high-performance transaction processing systems

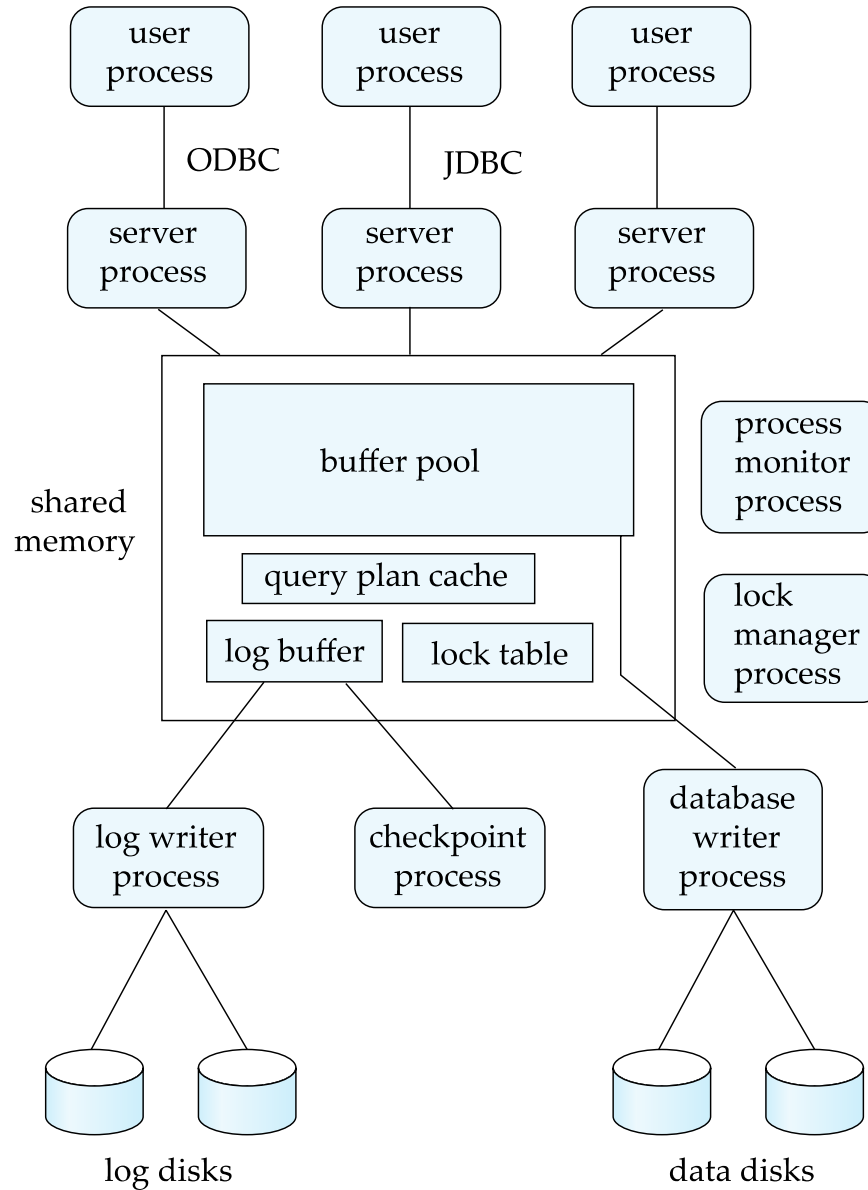


Transaction Servers

- Also called **query server** systems or *SQL server* systems
 - Clients send requests to the server
 - Transactions are executed at the server
 - Results are shipped back to the client.
- Requests are specified in SQL, and communicated to the server through a *remote procedure call* (RPC) mechanism.
- Transactional RPC allows many RPC calls to form a transaction.
- Applications typically use ODBC/JDBC APIs to communicate with transaction servers



Transaction System Processes (Cont.)





Transaction Server Process Structure

- A typical transaction server consists of multiple processes accessing data in shared memory
- Shared memory contains shared data
 - Buffer pool
 - Lock table
 - Log buffer
 - Cached query plans (reused if same query submitted again)
- All database processes can access shared memory
- Server processes
 - These receive user queries (transactions), execute them and send results back
 - Processes may be **multithreaded**, allowing a single process to execute several user queries concurrently
 - Typically multiple multithreaded server processes



Transaction Server Processes (Cont.)

- Database writer process
 - Output modified buffer blocks to disks continually
- Log writer process
 - Server processes simply add log records to log record buffer
 - Log writer process outputs log records to stable storage.
- Checkpoint process
 - Performs periodic checkpoints
- Process monitor process
 - Monitors other processes, and takes recovery actions if any of the other processes fail
 - E.g. aborting any transactions being executed by a server process and restarting it



Transaction System Processes (Cont.)

- Lock manager process
 - To avoid overhead of interprocess communication for lock request/grant, each database process operates directly on the lock table
 - instead of sending requests to lock manager process
 - Lock manager process still used for deadlock detection
- To ensure that no two processes are accessing the same data structure at the same time, databases systems implement **mutual exclusion** using either
 - Atomic instructions
 - Test-And-Set
 - Compare-And-Swap (CAS)
 - Operating system semaphores
 - Higher overhead than atomic instructions



Atomic Instructions

■ **Test-And-Set**(M)

- Memory location M, initially 0
- Test-and-set(M) sets M to 1, and returns old value of M
 - Return value 0 indicates process has acquired the mutex
 - Return value 1 indicates someone is already holding the mutex
 - Must try again later
 - Release of mutex done by setting $M = 0$

■ **Compare-and-swap**(M, V1, V2)

- Atomically do following
 - If $M = V1$, set $M = V2$ and return success
 - Else return failure
- With $M = 0$ initially, $CAS(M, 0, 1)$ equivalent to test-and-set(M)
- Can use $CAS(M, 0, id)$ where $id = \text{thread-id}$ or process-id to record who has the mutex



Data Servers/Data Storage Systems

- Data items are shipped to clients where processing is performed
- Updated data items written back to server
- Earlier generation of data servers would operated in units of data items, or pages containing multiple data items
- Current generation data servers (also called data storage systems) only work in units of data items
 - Commonly used data item formats include JSON, XML, or just uninterpreted binary strings



Data Servers/Storage Systems (Cont.)

- **Prefetching**
 - Prefetch items that may be used soon
- **Data caching**
 - Cache coherence
- **Lock caching**
 - Locks can be cached by client across transactions
 - Locks can be **called back** by the server
- **Adaptive lock granularity**
 - **Lock granularity escalation**
 - switch from finer granularity (e.g. tuple) lock to coarser
 - **Lock granularity de-escalation**
 - Start with coarse granularity to reduce overheads, switch to finer granularity in case of more concurrency conflict at server
 - Details in book



Data Servers (Cont.)

▪ Data Caching

- Data can be cached at client even in between transactions
- But check that data is up-to-date before it is used (**cache coherency**)
- Check can be done when requesting lock on data item

▪ Lock Caching

- Locks can be retained by client system even in between transactions
- Transactions can acquire cached locks locally, without contacting server
- Server **calls back** locks from clients when it receives conflicting lock request. Client returns lock once no local transaction is using it.
 - Similar to lock callback on prefetch, but across transactions.



Parallel Systems

- Parallel database systems consist of multiple processors and multiple disks connected by a fast interconnection network.
- Motivation: handle workloads beyond what a single computer system can handle
- High performance **transaction processing**
 - E.g. handling user requests at web-scale
- **Decision support** on very large amounts of data
 - E.g. data gathered by large web sites/apps



Parallel Systems (Cont.)

- A **coarse-grain parallel** machine consists of a small number of powerful processors
- A **massively parallel** or **fine grain parallel** machine utilizes thousands of smaller processors.
 - Typically hosted in a **data center**
- Two main performance measures:
 - **throughput** --- the number of tasks that can be completed in a given time interval
 - **response time** --- the amount of time it takes to complete a single task from the time it is submitted

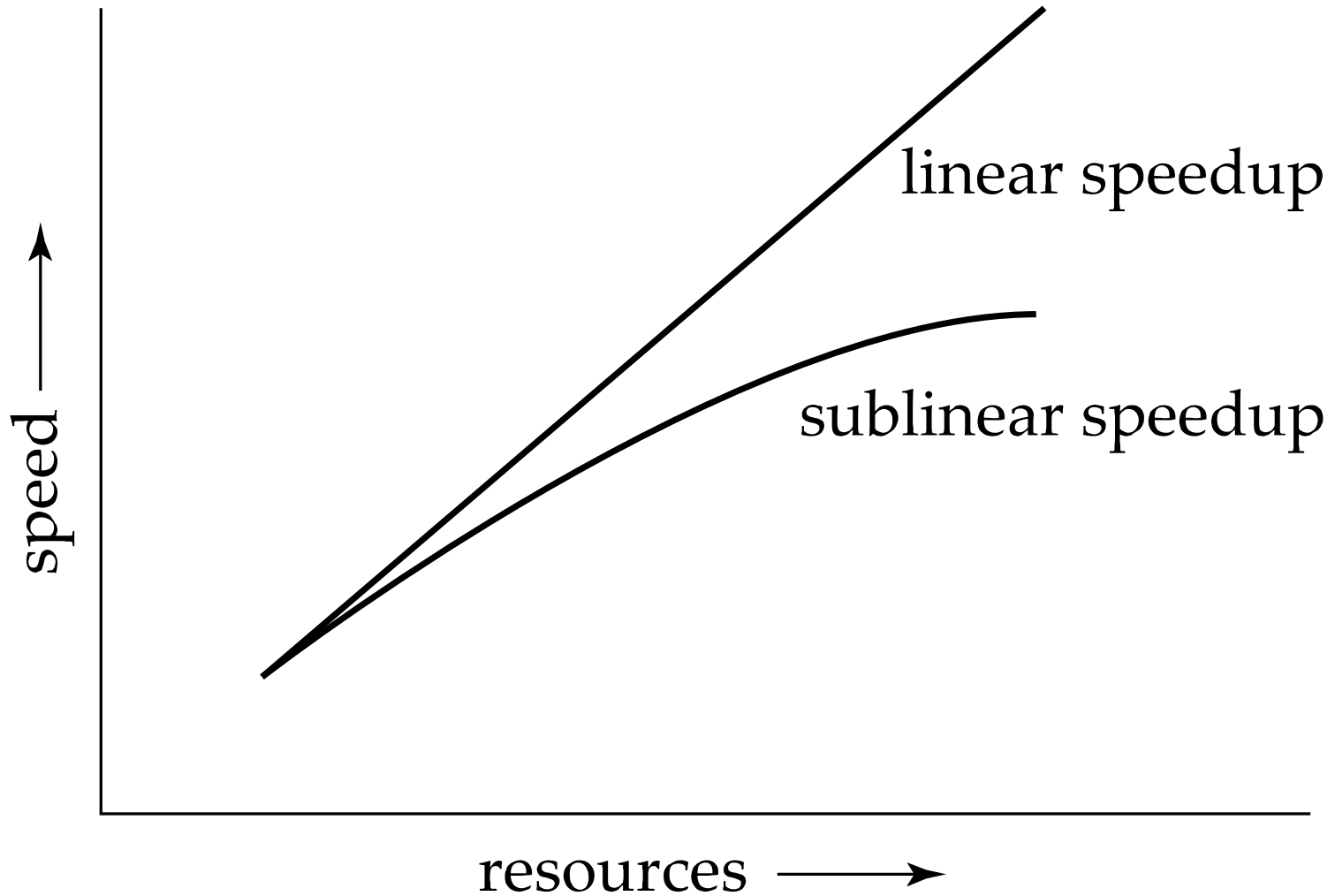


Speed-Up and Scale-Up

- **Speedup**: a fixed-sized problem executing on a small system is given to a system which is N -times larger.
 - Measured by:
 - $speedup = \frac{\text{small system elapsed time}}{\text{large system elapsed time}}$
 - Speedup is **linear** if equation equals N .
- **Scaleup**: increase the size of both the problem and the system
 - N -times larger system used to perform N -times larger job
 - Measured by:
 - $scaleup = \frac{\text{small system small problem elapsed time}}{\text{big system big problem elapsed time}}$
 - Scale up is **linear** if equation equals 1.

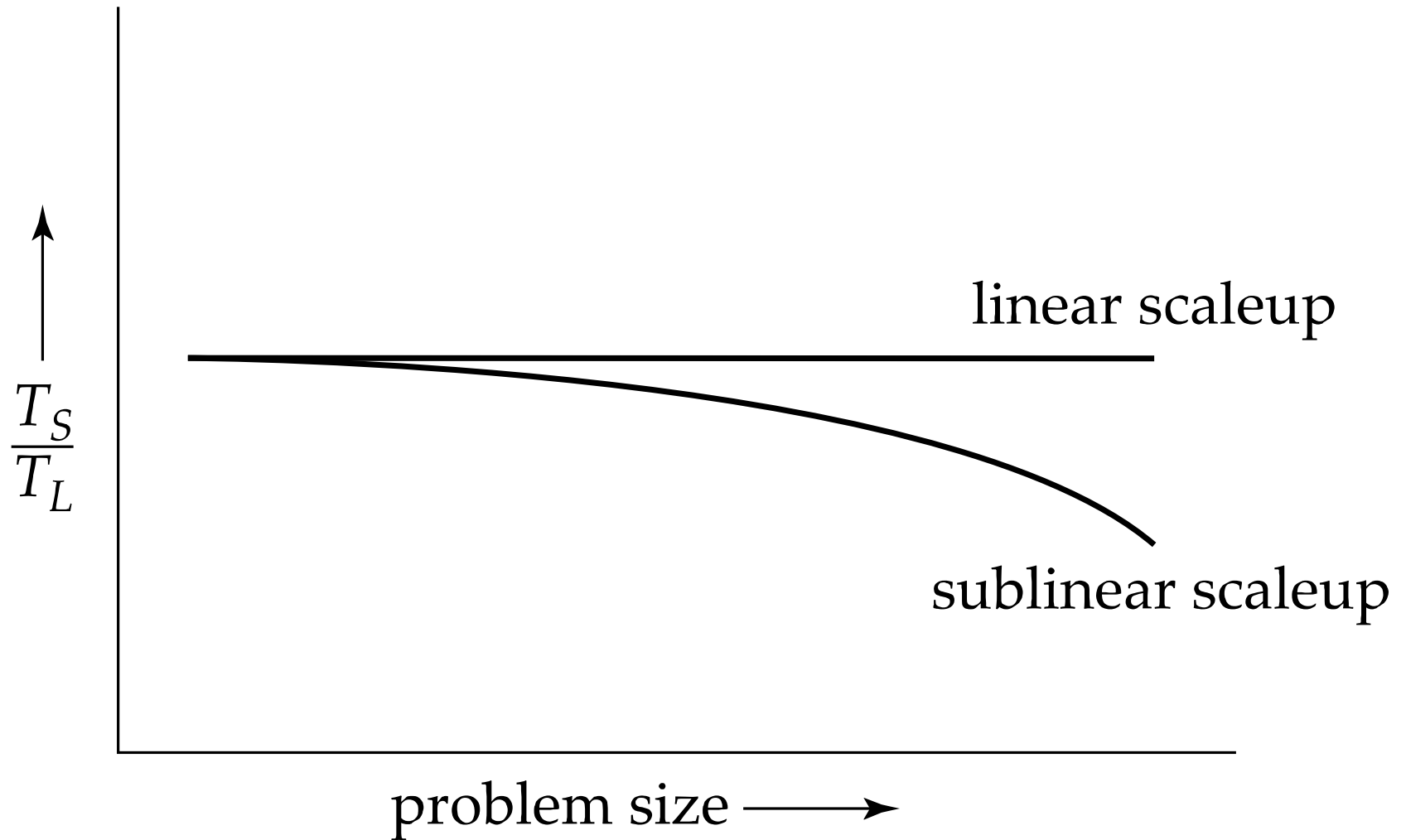


Speedup





Scaleup





Batch and Transaction Scaleup

- **Batch scaleup:**
 - A single large job; typical of most decision support queries and scientific simulation.
 - Use an N -times larger computer on N -times larger problem.
- **Transaction scaleup:**
 - Numerous small queries submitted by independent users to a shared database; typical transaction processing and timesharing systems.
 - N -times as many users submitting requests (hence, N -times as many requests) to an N -times larger database, on an N -times larger computer.
 - Well-suited to parallel execution.



Factors Limiting Speedup and Scaleup

Speedup and scaleup are often sublinear due to:

- **Startup/sequential costs:** Cost of starting up multiple processes, and sequential computation before/after parallel computation
 - May dominate computation time, if the degree of parallelism is high
 - Suppose p fraction of computation is sequential
 - **Amdahl's law:** speedup limited to: $1 / [(1-p) + (p/n)]$
 - **Gustafson's law:** scaleup limited to: $1 / [n(1-p) + p]$
- **Interference:** Processes accessing shared resources (e.g., system bus, disks, or locks) compete with each other, thus spending time waiting on other processes, rather than performing useful work.
- **Skew:** Increasing the degree of parallelism increases the variance in service times of parallelly executing tasks. Overall execution time determined by **slowest** of parallelly executing tasks.

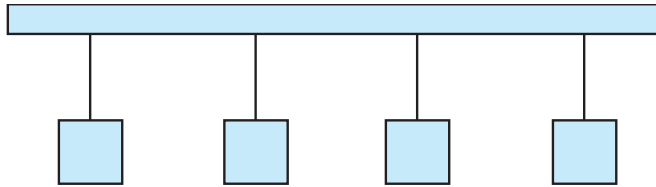


Interconnection Network Architectures

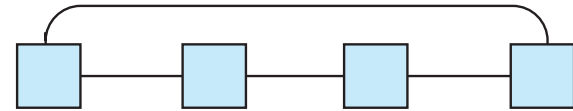
- **Bus.** System components send data on and receive data from a single communication bus;
 - Does not scale well with increasing parallelism.
- **Mesh.** Components are arranged as nodes in a grid, and each component is connected to all adjacent components
 - Communication links grow with growing number of components, and so scales better.
 - But may require $2\sqrt{n}$ hops to send message to a node (or \sqrt{n} with wraparound connections at edge of grid).
- **Hypercube.** Components are numbered in binary; components are connected to one another if their binary representations differ in exactly one bit.
 - n components are connected to $\log(n)$ other components and can reach each other via at most $\log(n)$ links; reduces communication delays.
- **Tree-like Topology.** Widely used in data centers today



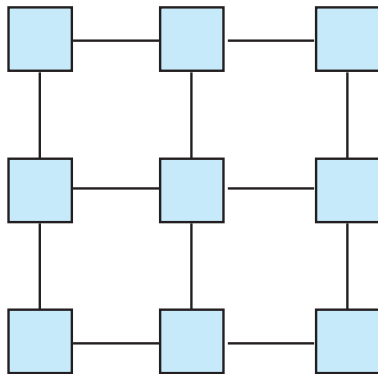
Interconnection Architectures



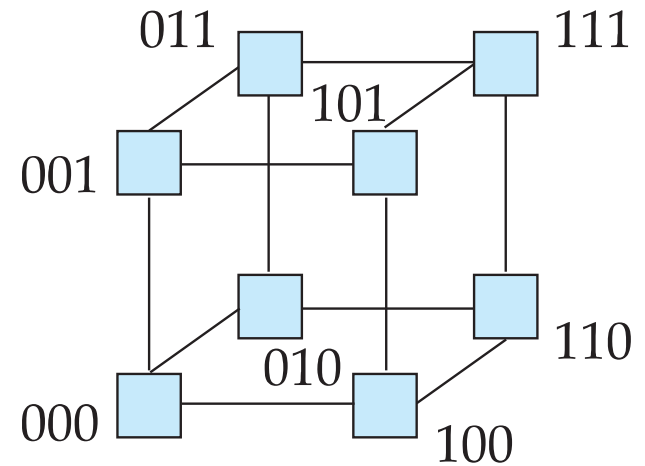
(a) bus



(b) ring



(c) mesh

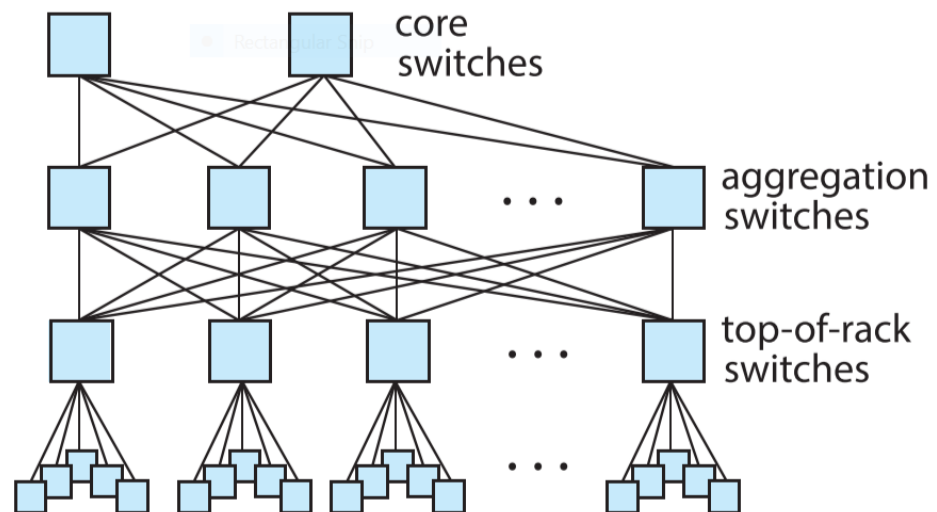


(d) hypercube



Interconnection Network Architectures

- **Tree-like or Fat-Tree Topology:** widely used in data centers today
 - Top of rack switch for approx 40 machines in rack
 - Each top of rack switch connected to multiple aggregation switches.
 - Aggregation switches connect to multiple core switches.
- **Data center fabric**



(e) tree-like topology

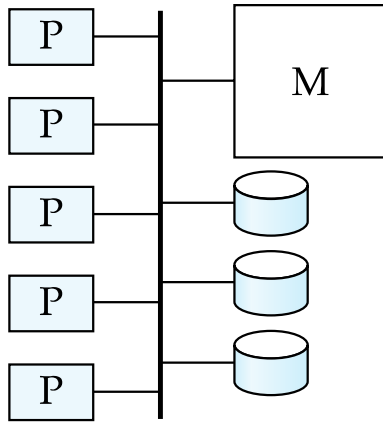


Network Technologies

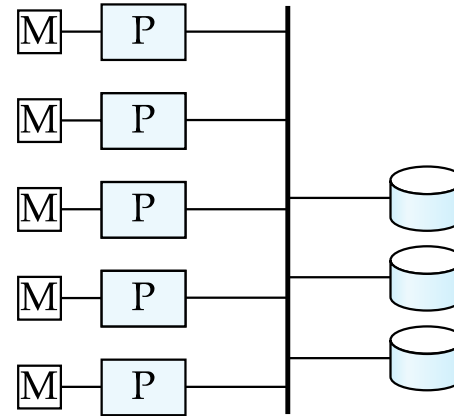
- Ethernet
 - 1 Gbps and 10 Gbps common, 40 Gbps and 100 Gbps are available at higher cost
- Fiber Channel
 - 32-138 Gbps available
- **Infiniband**
 - a very-low-latency networking technology
 - 0.5 to 0.7 microseconds, compared to a few microseconds for optimized ethernet



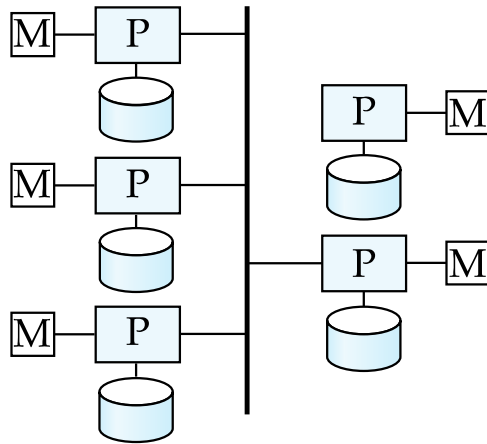
Parallel Database Architectures



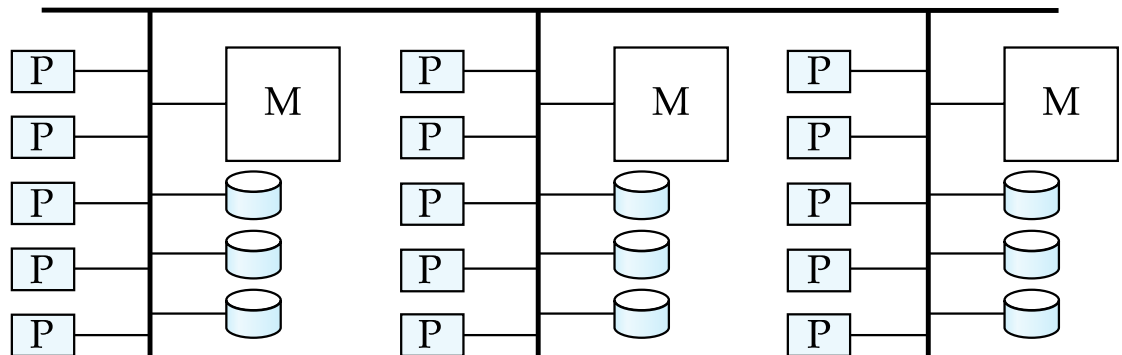
(a) shared memory



(b) shared disk



(c) shared nothing

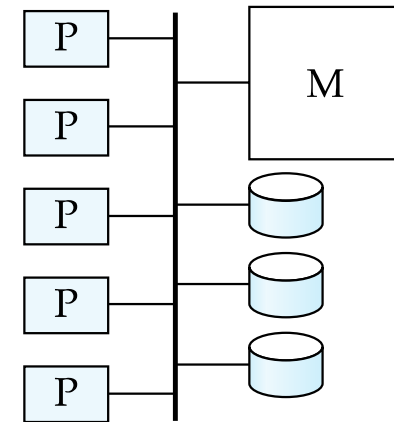


(d) hierarchical



Shared Memory

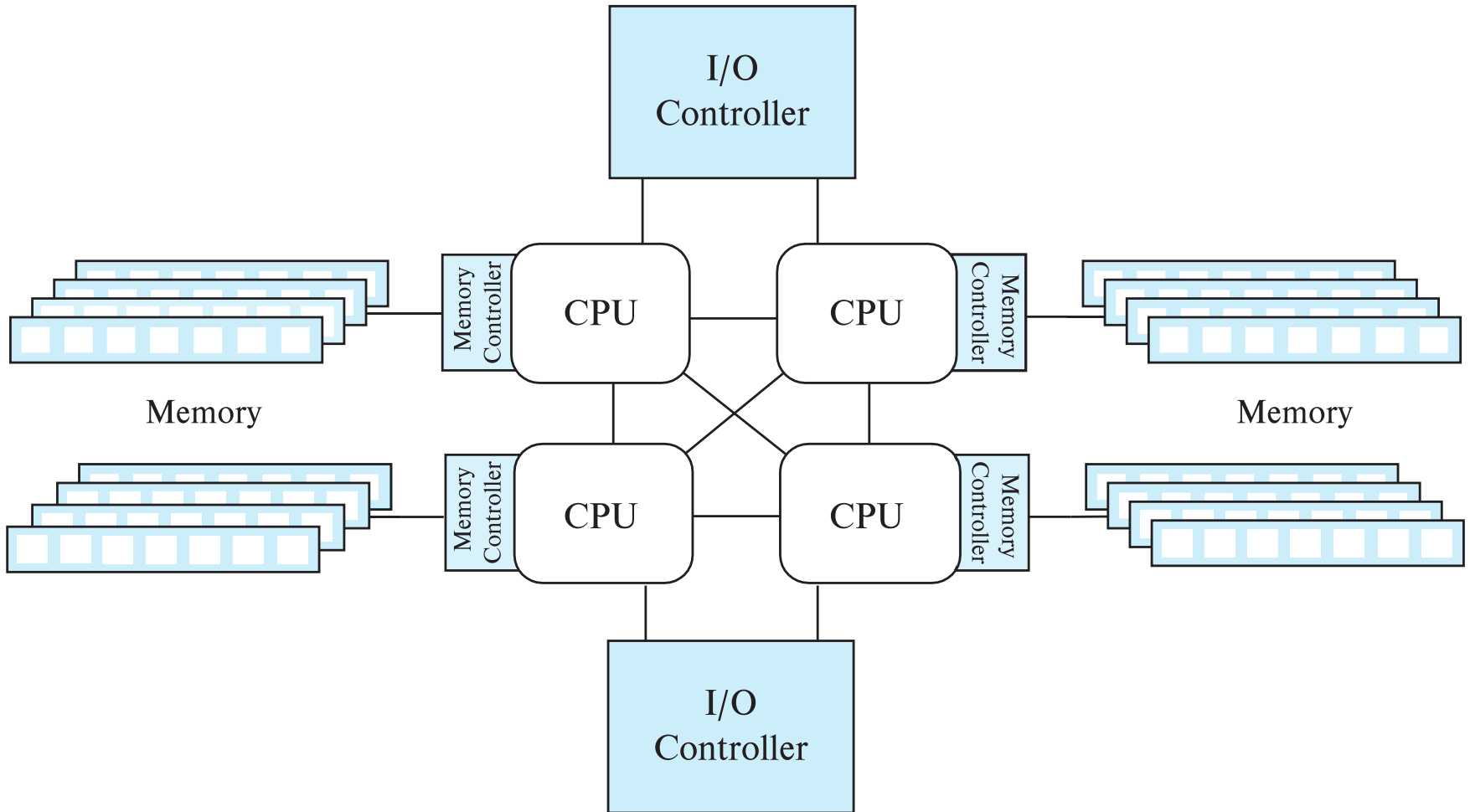
- Processors (or processor cores) and disks have access to a common memory
 - Via a bus in earlier days, through an interconnection network today
- Extremely efficient communication between processors
- Downside: shared-memory architecture is not scalable beyond 64 to 128 processor cores
 - Memory interconnection network becomes a bottleneck



(a) shared memory



Modern Shared Memory Architecture





Cache Levels

- Cache line: typically 64 bytes in today's processors
- Cache levels within a single multi-core processor

Core 0	Core 1	Core 2	Core 3
L1 Cache	L1 Cache	L1 Cache	L1 Cache
L2 Cache	L2 Cache	L2 Cache	L2 Cache
Shared L3 Cache			

- Shared memory system can have multiple processors, each with its own cache levels



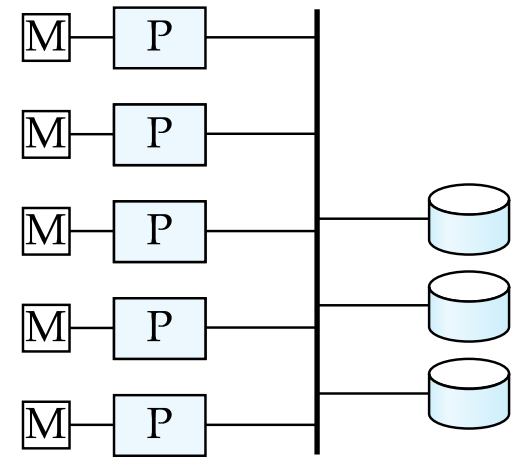
Cache Coherency

- Cache coherency:
 - Local cache may have out of date value
 - Strong vs weak consistency models
 - With weak consistency, need special instructions to ensure cache is up to date
- Memory barrier instructions
 - **Store barrier (sfence)**
 - Instruction returns after forcing cached data to be written to memory and invalidations sent to all caches
 - **Load barrier (lfence)**
 - Returns after ensuring all pending cache invalidations are processed
 - mfence instruction does both of above
- Locking code usually takes care of barrier instructions
 - lfence done after lock acquisition and sfence done before lock release



Shared Disk

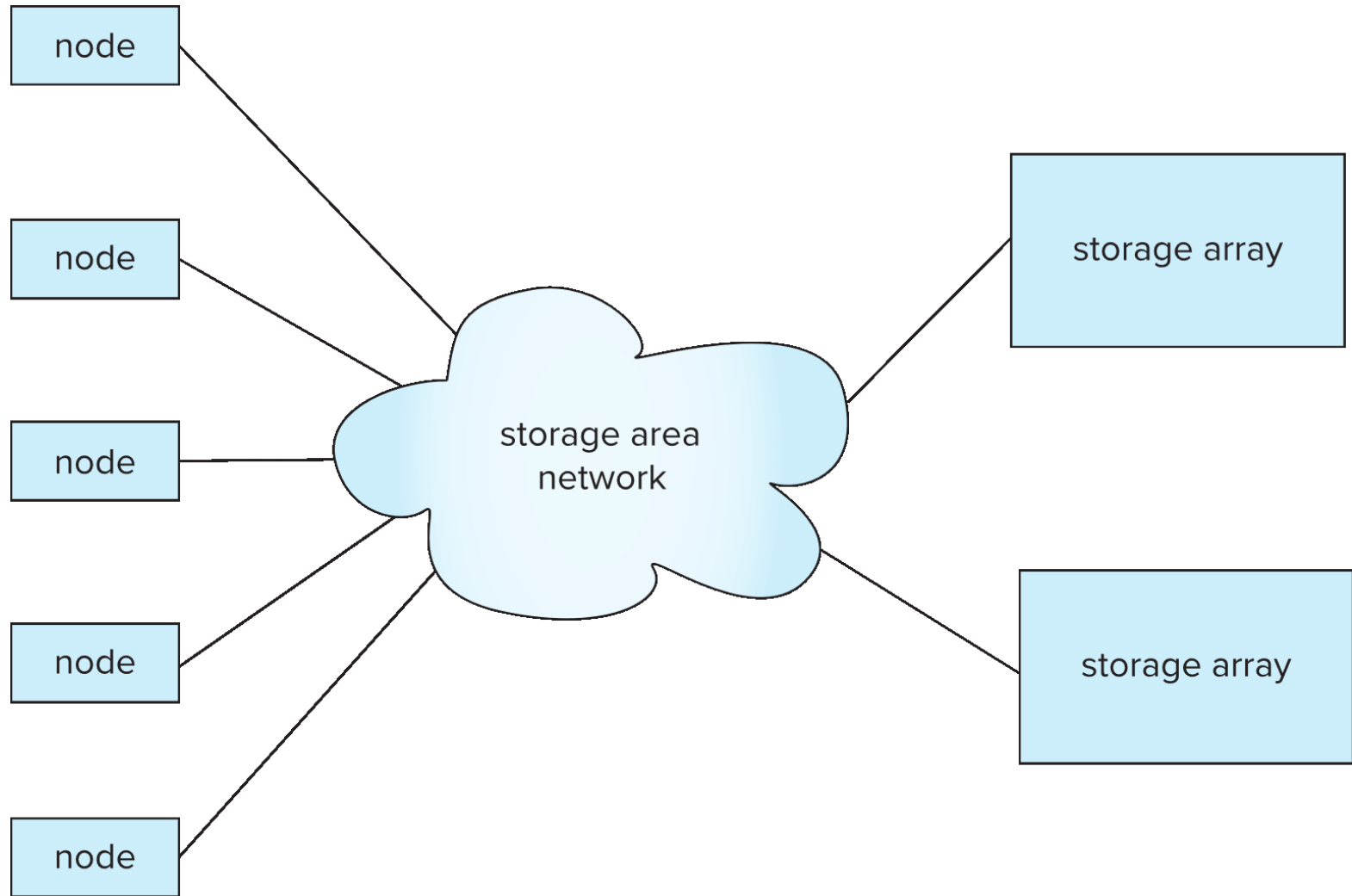
- All processors can directly access all disks via an interconnection network, but the processors have private memories.
 - Architecture provides a degree of **fault-tolerance** — if a processor fails, the other processors can take over its tasks
 - the data of the failed processor is resident on disks that are accessible from all processors.
- Downside: bottleneck now occurs at interconnection to the disk subsystem.



(b) shared disk



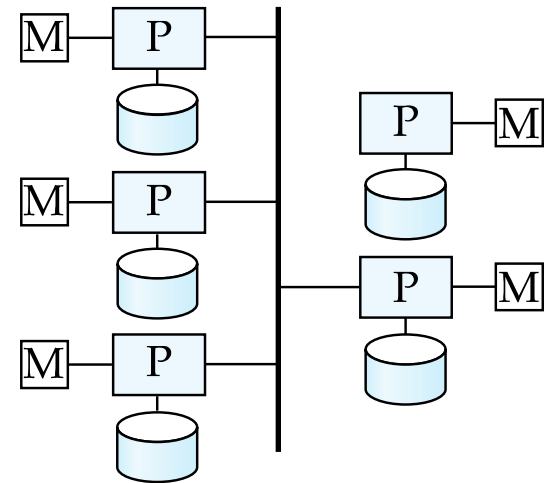
Modern Shared Disk Architectures: via Storage Area Network (SAN)





Shared Nothing

- Node consists of a processor, memory, and one or more disks
- All communication via interconnection network
- Can be scaled up to thousands of processors without interference.
- Main drawback: cost of communication and non-local disk access; sending data involves software interaction at both ends.

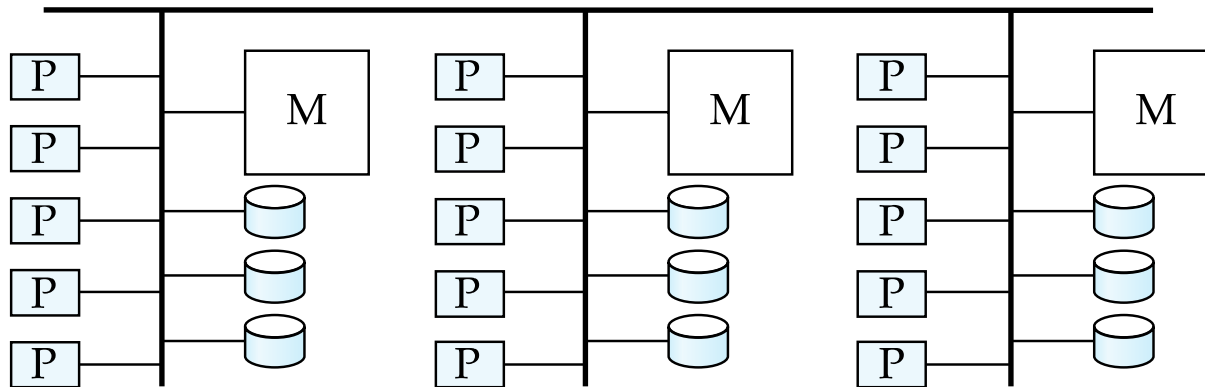


(c) shared nothing



Hierarchical

- Combines characteristics of shared-memory, shared-disk, and shared-nothing architectures.
 - Top level is a shared-nothing architecture
 - With each node of the system being a shared-memory system
 - Alternatively, top level could be a shared-disk system
 - With each node of the system being a shared-memory system



(d) hierarchical



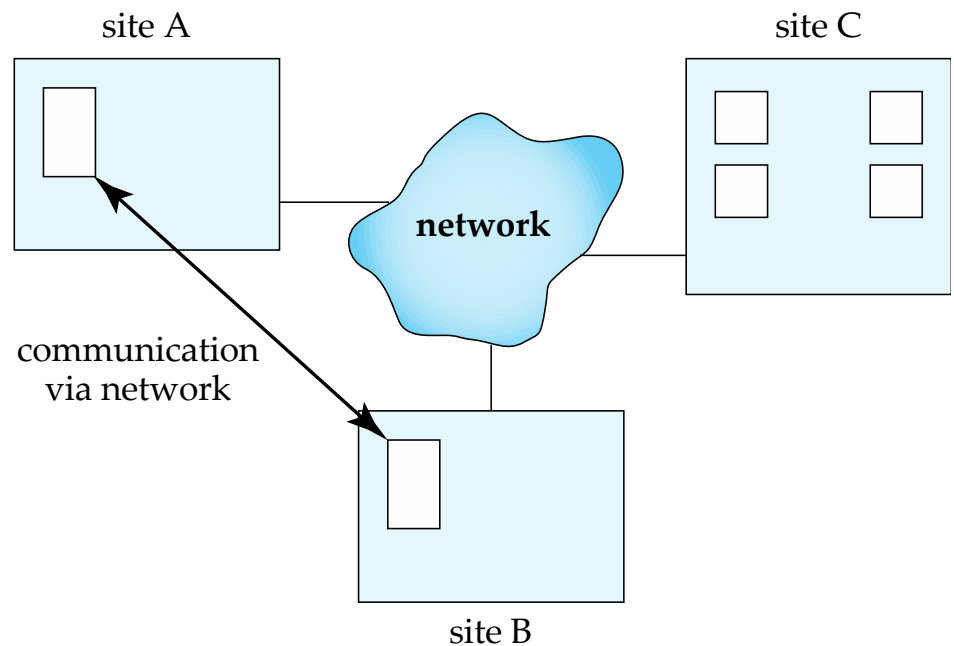
Shared-Memory Vs Shared-Nothing

- Shared-memory internally looks like shared-nothing!
 - Each processor has direct access to its own memory, and indirect (hardware level) access to rest of memory
 - Also called **non-uniform memory architecture (NUMA)**
- Shared-nothing can be made to look like shared memory
 - Reduce the complexity of programming such systems by **distributed virtual-memory** abstraction
 - **Remote Direct Memory Access (RDMA)** provides very low-latency shared memory abstraction on shared-nothing systems
 - Often implemented on top of **infiniband** due to its very-low-latency
 - But careless programming can lead to performance issues



Distributed Systems

- Data spread over multiple machines (also referred to as **sites** or **nodes**).
- **Local-area networks (LANs)**
- **Wide-area networks (WANs)**
 - Higher latency





Distributed Databases

- **Homogeneous distributed databases**
 - Same software/schema on all sites, data may be partitioned among sites
 - Goal: provide a view of a single database, hiding details of distribution
- **Heterogeneous distributed databases**
 - Different software/schema on different sites
 - Goal: integrate existing databases to provide useful functionality
- Differentiate between **local transactions** and **global transactions**
 - A **local transaction** accesses data in the *single* site at which the transaction was initiated.
 - A **global transaction** either accesses data in a site different from the one at which the transaction was initiated or accesses data in several different sites.



Data Integration and Distributed Databases

- Data integration between multiple distributed databases
- Benefits:
 - Sharing data – users at one site able to access the data residing at some other sites.
 - Autonomy – each site is able to retain a degree of control over data stored locally.



Availability

- **Network partitioning**
- **Availability** of system
 - If all nodes are required for system to function, failure of even one node stops system functioning.
 - Higher system availability through redundancy
 - data can be replicated at remote sites, and system can function even if a site fails.



Implementation Issues for Distributed Databases

- Atomicity needed even for transactions that update data at multiple sites
- The **two-phase commit protocol (2PC)** is used to ensure atomicity
 - Basic idea: each site executes transaction until just before commit, and then leaves final decision to a coordinator
 - Each site must follow decision of coordinator, even if there is a failure while waiting for coordinator's decision
- 2PC is not always appropriate: other transaction models based on persistent messaging, and workflows, are also used
- Distributed concurrency control (and deadlock detection) required
- Data items may be replicated to improve data availability
- Details of all above in Chapter 24

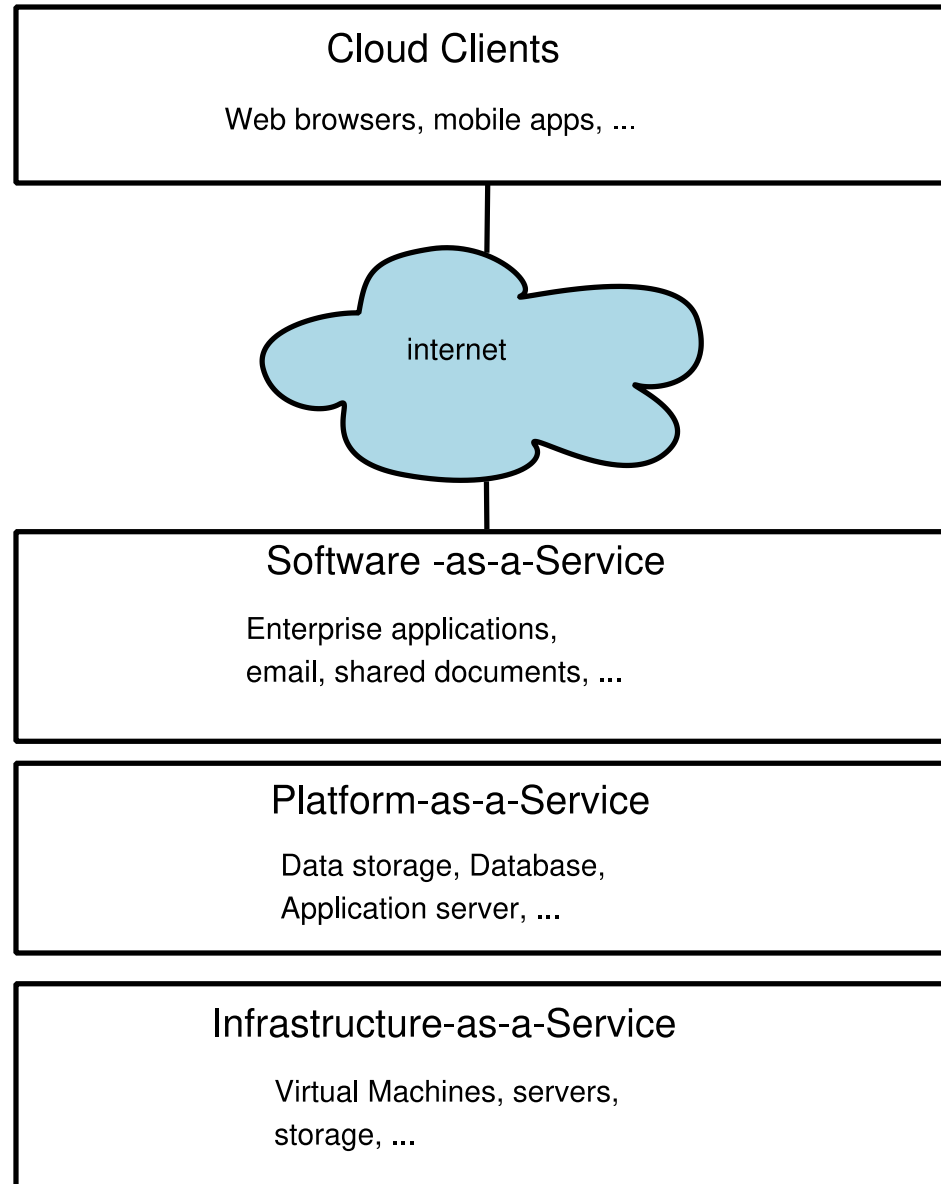


Cloud Based Services

- Cloud computing widely adopted today
 - On-demand provisioning and **elasticity**
 - ability to scale up at short notice and to release of unused resources for use by others
- Infrastructure as a service
 - Virtual machines/real machines
- Platform as a service
 - Storage, databases, application server
- Software as a service
 - Enterprise applications, emails, shared documents, etc,
- Potential drawbacks
 - Security
 - Network bandwidth

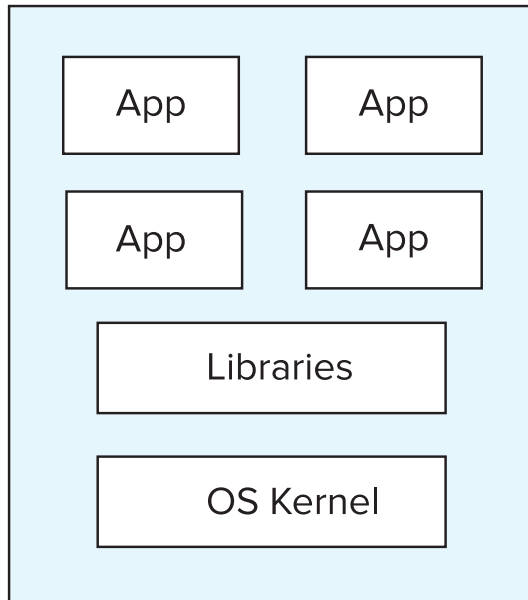


Cloud Service Models



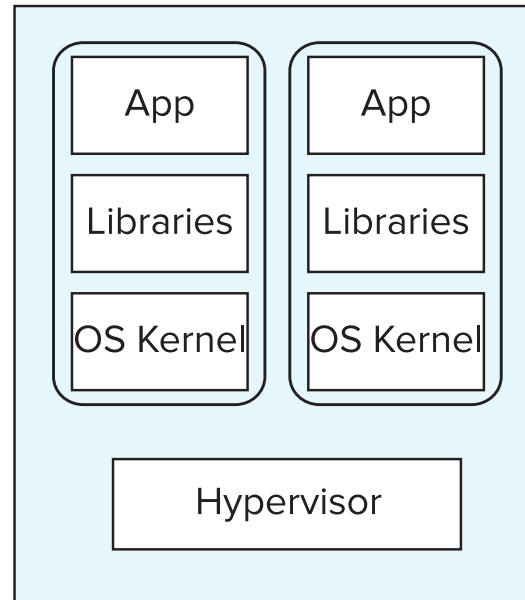


Application Deployment Alternatives



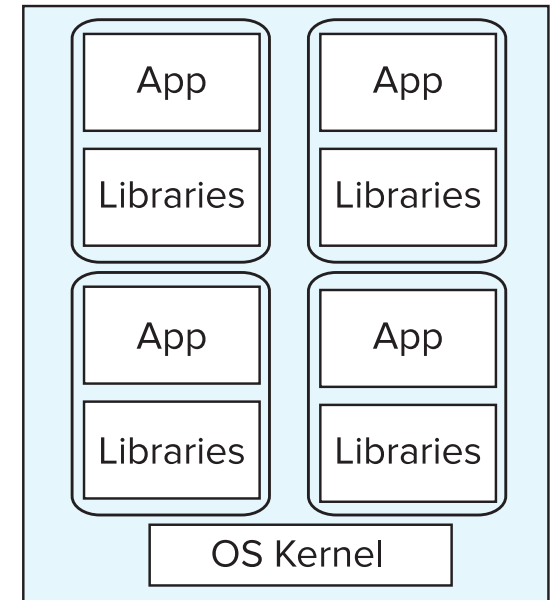
a) Multiple applications on a single machine

Individual Machines



b) Each application running on its own VM, with multiple VMs running in a machine

Virtual Machines
(e.g. VMWare, KVM, ..)



c) Each application running in its own container, with multiple containers running in a machine

Containers
(e.g. Docker)



Application Deployment Architectures

- Services
- Microservice Architecture
 - Application uses a variety of services
 - Service can add or remove instances as required
- Kubernetes supports containers, and microservices



End of Chapter 20

Database System Concepts, 7th Ed.

©Silberschatz, Korth and Sudarshan
See www.db-book.com for conditions on re-use



Figure 17.11

